


The University of New Mexico

***UNM Facts***  
***1996-97***

*Prepared by Office of Institutional Research  
January 1997*



# UNM Facts: Fall 1996


## Table of Contents

### Facts At A Glance 1996

Students; Employees; Budget	1
Students, Fall 1996 - Main Campus	2
Students, Fall 1996 - Branches & Graduate Centers	3

### UNM Main Campus, Students - Fall 1996

Undergraduate	4
Graduate	5
Law	6
Medical	7
PharmD.	8
Non-Degree	9
Beginning Freshmen	10 -11
Transfer	12
Headcount by Colleges, Schools, and Programs	13
Degree Summary	14




# UNM Facts: Fall 1996

## UNM Main Campus Employees - Fall 1996

Summary	15
Total Staff	16
Total Faculty	17
Faculty - Tenured and Tenure Track	18 -19
Faculty, New Hires - Tenured and Tenure Track	20 -21

## UNM Main Campus - Trends - 1991 - 1996

Student Headcount	22
Student Credit Hours	23
Preparation, Retention, and Graduation Rates	24
Student by Ethnicity and Sex	25
Minority Student Headcount by Classification	26
Tenured and Tenure Track Faculty - Ethnicity and Sex	27
Faculty Scholarship and Library Rankings	28



# UNM Facts: Fall 1996

## Financial Information

Current Fund Revenues & Expenditures, 1990-91 to 1995-96	29
Undergraduate Tuition and Fees, 1991-92 to 1996-97	30
Financial Aid - 1995-96	31
Faculty Salaries - 1990-91 to 1995-96	32
Contract and Grant Awards by Source and Unit, 1995-96	33
Contract and Grant Expenditures - 1987 to 1996	34

## Branches and Education Centers - Fall 1996

Gallup Branch	35 - 37
Los Alamos Branch	38 - 40
Valencia Branch	41 - 43
Taos Education Center	44 - 46
Graduate Centers - Los Alamos and Santa Fe	47 - 49




# UNM Facts: Fall 1996

## Organization Charts

The University of New Mexico	50
Academic Affairs	51
Student Affairs	52
Business and Finance	53
Health Sciences	54
Institutional Advancement	55

## Other Information

UNM Colleges and Schools	56
Baccalaureate Degrees and Majors	57
Graduate Degrees	58
Peer Institutions (per CHE)	59



## UNM Facts: Fall 1996

The University of New Mexico, in fall 1996, served 30,534 students, employed 2,733 faculty and 10,397 staff, and had a total operating and capital budget of about \$950 million. UNM consists of a Main Campus located in Albuquerque and including the Health Sciences Center; three branch campuses that have a two-year degree mission: UNM-Gallup, UNM-Los Alamos, and UNM-Valencia; an Education Center that functions very much like a two-year college: UNM-Taos; and Graduate Centers at Santa Fe and Los Alamos.

The UNM-Main Campus also delivers courses across the state, partially using live TV and electronic transmission. In addition, there is a Division of Continuing Education that serves over 40,000 people every year in both credit and non-credit courses.


This Fact Book presents data for all these components, though the majority of the presentation focuses on the Main Campus. The Health Sciences Center and its programs, which include the School of Medicine, College of Nursing, College of Pharmacy, and University Hospital, is included in the Fact Book as part of UNM-Main, though other publications and reports sometime break the HSC components out separately.

# UNM Facts At A Glance 1996

## Table of Contents

Students; Employees; Budget	1
Students, Fall 1996 - Main Campus	2
Students, Fall 1996 - Branches & Graduate Centers	3

**Facts At  
A Glance**



# Facts At A Glance 1996

## Students

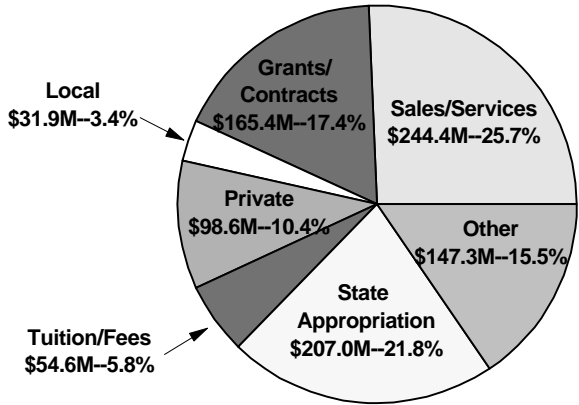
Main Campus	23,617
Branches/ Grad. Centers	6,917
<b>Total</b>	<b>30,534</b>

## Employees

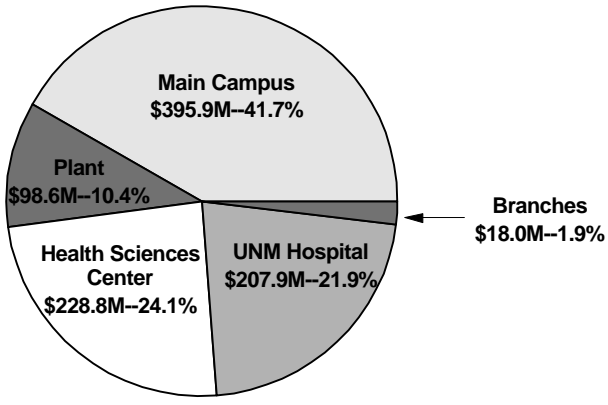
	Full-time	Part-time	Total
<b>Faculty</b>	1,577	1,156	2,733
<b>Staff</b>	7,104	3,293	10,397
<b>Students</b>	0	5,232	5,232
<b>Total</b>	8,681	9,681	18,362

## Budget 1996-97--\$949.2 Million

### Revenues



### Expenditures



Sources: Office of the Registrar; Office of Institutional Research; University of New Mexico  
1996-97 Operating and Capital Budget Plans





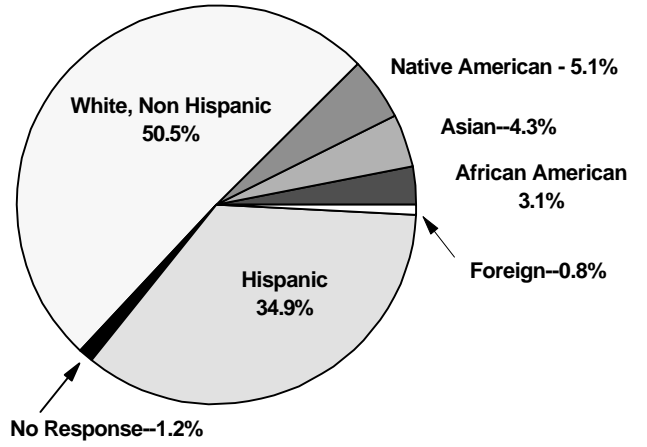
# Facts At A Glance 1996

## Students, Fall 1996


### Enrollment

Total Headcount                      23,617  
 Full-time Equivalent                17,054

### Ethnicity



	# of students	%	Average Age
<b>Undergraduate</b>	<b>15,056</b>	<b>63.8</b>	<b>25</b>
<b>Graduate School</b>	<b>4,565</b>	<b>19.3</b>	<b>35</b>
<b>Law School</b>	<b>339</b>	<b>1.4</b>	<b>31</b>
<b>Medical School</b>	<b>302</b>	<b>1.3</b>	<b>28</b>
<b>Non-Degree</b>	<b>3,279</b>	<b>13.9</b>	<b>35</b>
<b>PharmD.</b>	<b>76</b>	<b>0.3</b>	<b>28</b>
<b>Total</b>	<b>23,617</b>	<b>100.0</b>	<b>29</b>



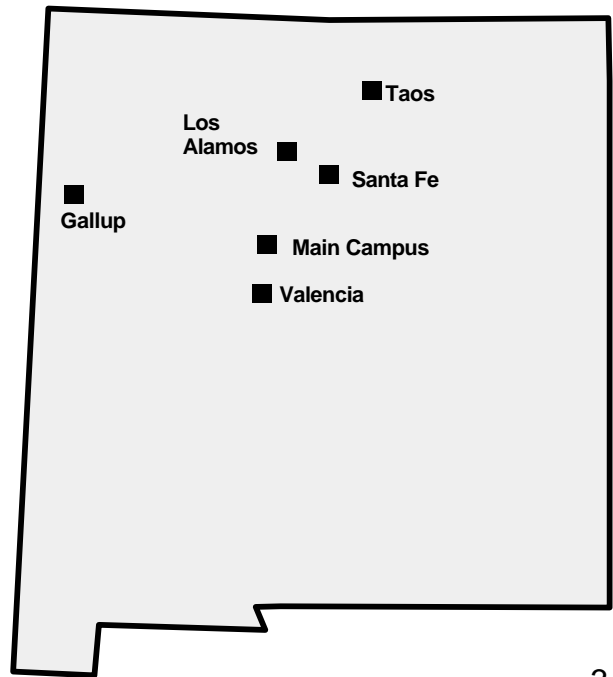
Source: Official Enrollment Reports, Office of the Registrar



# Facts At A Glance 1996

## Students, Fall 1996 - Branches/Graduate Centers

	Headcount	FTE
Gallup Branch	3,079	1,649
Los Alamos Branch	1,002	363
Valencia Branch	1,491	855
Taos Education Ctr	967	372
Los Alamos Grad Ctr	104	24
Santa Fe Grad Ctr	274	108
<b>Total</b>	<b>6,917</b>	<b>3,371</b>




Source: Official Enrollment Reports, Office of the Registrar

# UNM Main Campus, Students, Fall 1996

## Table of Contents

Undergraduate	4
Graduate	5
Law	6
Medical	7
PharmD.	8
Non-Degree	9
Beginning Freshmen	10 -11
Transfer	12
Headcount by Colleges, Schools, and Programs	13
Degree Summary	14

UNM Main  
Students



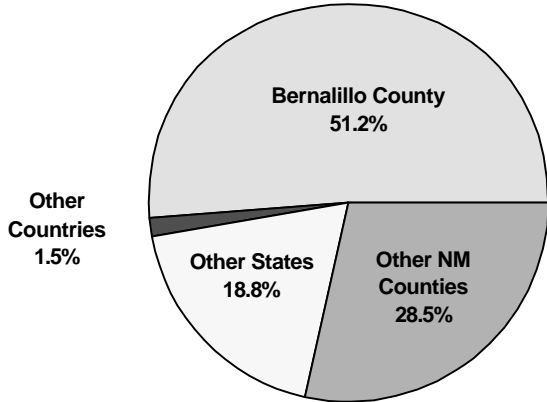
# Undergraduate Students, Fall 1996

## Enrollment

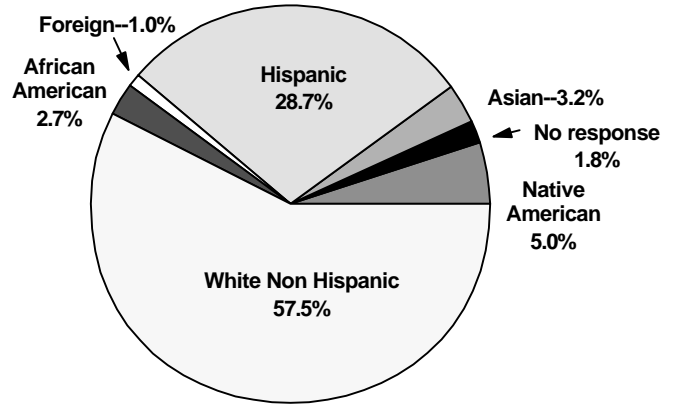
Total Headcount	15,056
Full-time Equivalent	12,296
Full-time	10,803-71.8%
Part-time	4,253-28.2%
Average Student Load	12.25 hours/semester
Average Age	25

### Residency

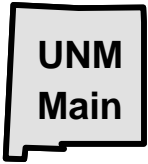
(At Time of Application for Admission)



### Ethnicity



Source: Official Enrollment Reports, Office of the Registrar



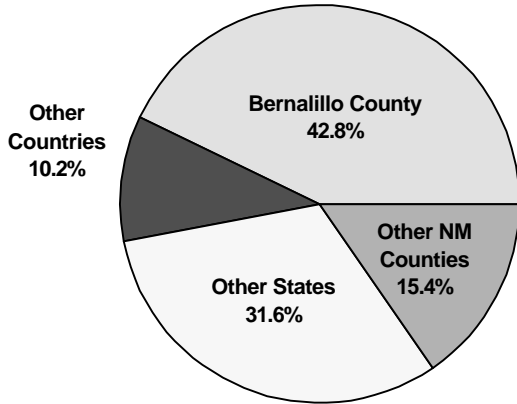
# Graduate Students, Fall 1996

## Enrollment


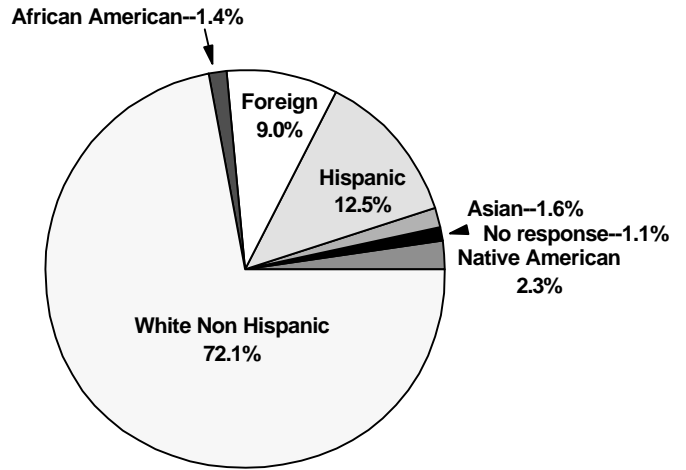
Total Headcount	4,565
Full-time Equivalent	2,878
Full-time	2,154--47.2%
Part-time	2,411--52.8%
Average Age	34

### Residency

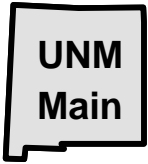
(At Time of 1st Application for Admission)



### Ethnicity



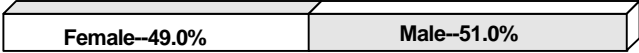
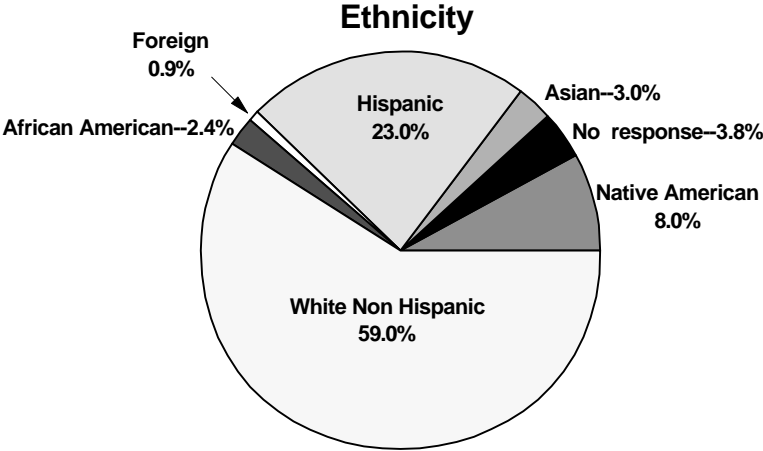
Source: Official Enrollment Reports, Office of the Registrar



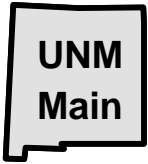
# Law Students, Fall 1996

## Enrollment

Total Headcount	339
Full-time Equivalent	427
Full-time	337
Part-time	2
Average Age	31



Source: Official Enrollment Reports, Office of the Registrar


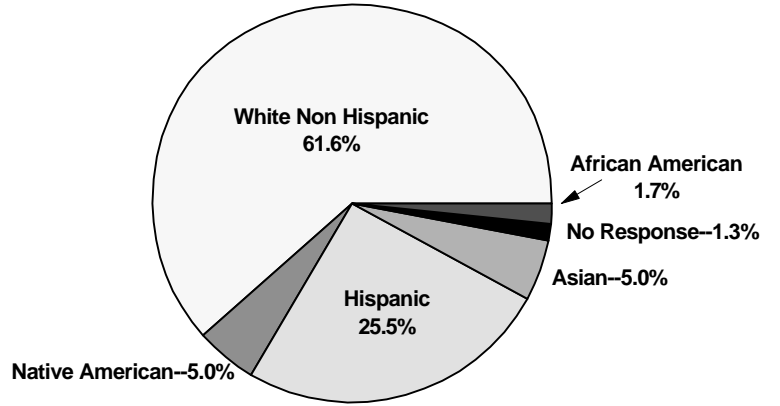


# Medical Students, Fall 1996

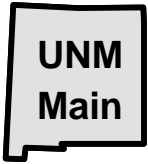
## Enrollment

Total Headcount	302
Full-time Equivalent	302
Full-time	302
Part-time	0
Average Age	28

## Ethnicity



Source: Official Enrollment Reports, Office of the Registrar

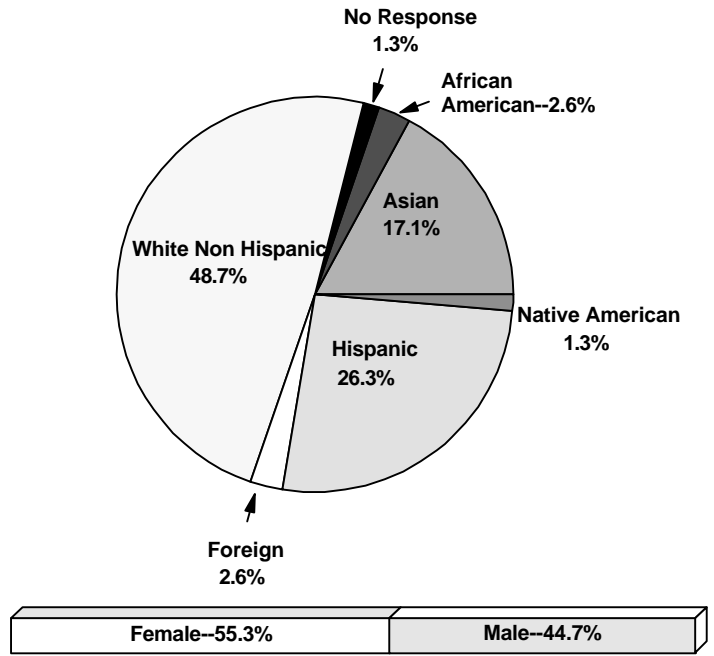


# PharmD. Students, Fall 1996

## Enrollment

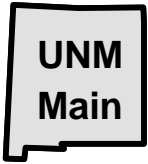
Total Headcount	76
Full-time Equivalent	89
Full-time	74
Part-time	2
Average Age	28

## Ethnicity



Source: Official Enrollment Reports, Office of the Registrar

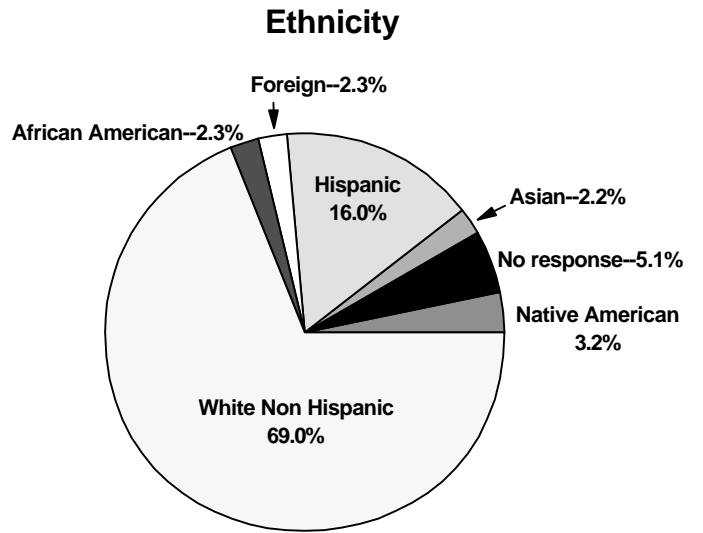




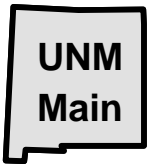
# Non-Degree Students, Fall 1996

## Enrollment

Total Headcount	3,279
Full-time Equivalent	1,062
Full-time	258--7.9%
Part-time	3,021--92.1%
Average Student Load	4.86 hours/semester
Average Age	35



Source: Official Enrollment Reports, Office of the Registrar



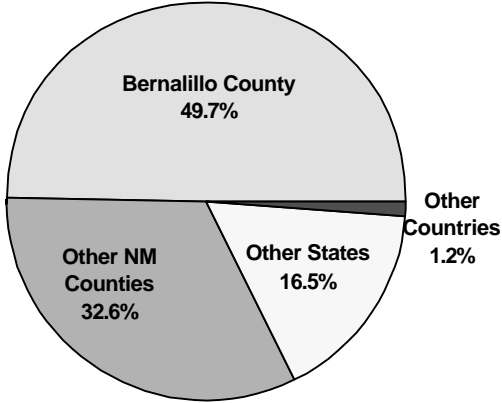
# Beginning Freshmen - Fall 1996

<b>Applied</b>	<b>3,288</b>
<b>Admitted</b>	<b>2,876</b>
<b>Enrolled</b>	<b>1,629</b>

### Minority Demographics

	Hispanic	Native American	African American
<b>NM HS Graduates</b>	37.2%	10.1%	1.9%
<b>College Bound '95-96 *</b>	36.6%	11.4%	1.8%
<b>UNM Freshmen From NM High Schools</b>	39.2%	5.2%	2.1%

**Residency**  
(At Time of Application for Admission)

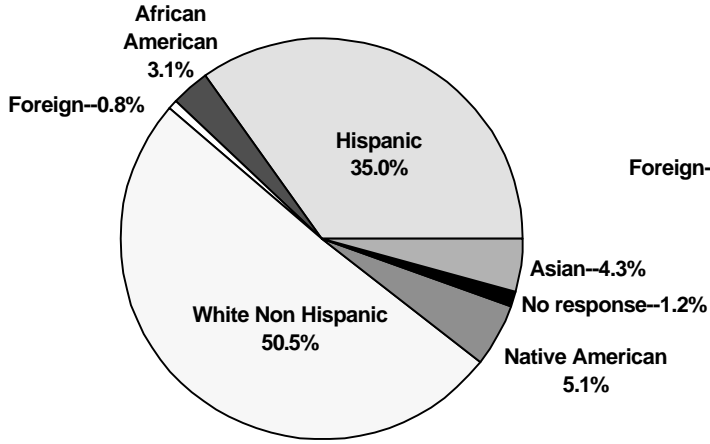


\* College Bound are those high school students who took the ACT or SAT tests.  
Source: Official Enrollment Reports, Office of the Registrar

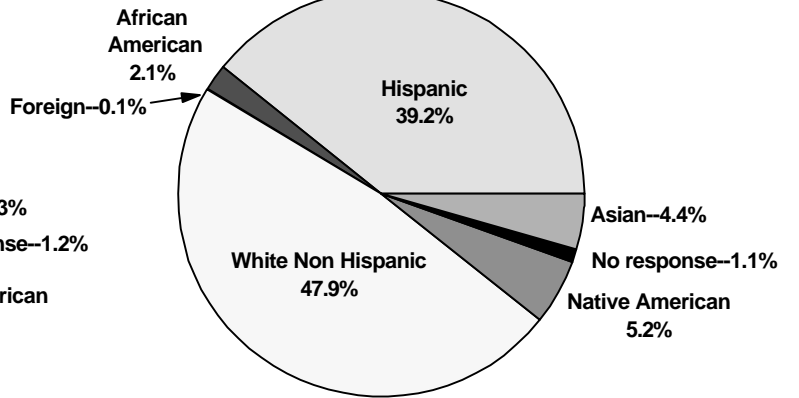
**Beginning Freshmen, Fall 1996**

**Ethnicity**

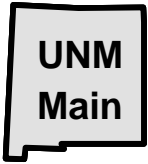
**All Beginning Freshmen**



**Beginning Freshmen from NM High Schools**

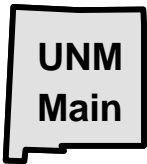


Source: Official Enrollment Reports, Office of the Registrar



## Transfer Students, Fall 1996

From:	
UNM Branches	
Gallup	43
Los Alamos	33
Valencia	62
Taos Center	19
Total from Branches	157
Albuquerque T-VI	267
Other NM 2-year	133
NM 4-year	147
Other States	573
Foreign	13
Total Transfer Students	1,290



# Headcount by Program, Fall 1996

## Undergraduate

## Graduate/Professional

Anderson School of Management	789
Architecture & Planning	156
Arts & Sciences	4,056
Dental Programs	73
Education	972
Engineering	1,148
Fine Arts	477
Misc. Allied Health	166
Nursing	501
Pharmacy	322
Undergraduate Studies	5,286
BUS	1,026
Assoc. Programs	61
Cert. Programs	23
Total Undergraduate	<u>15,056</u>

Anderson Graduate School of Management	452
Architecture & Planning	191
Arts and Sciences	1,495
Education	1,298
Engineering	562
Fine Arts	180
Interdisciplinary	27
Law	339
Medicine	302
Nursing	133
Pharmacy	16
PharmD.	76
Public Administration	117
Medical Science	94

Total Graduate/Professional	<u>5,282</u>
-----------------------------	--------------

Non-Degree	3,279
------------	-------

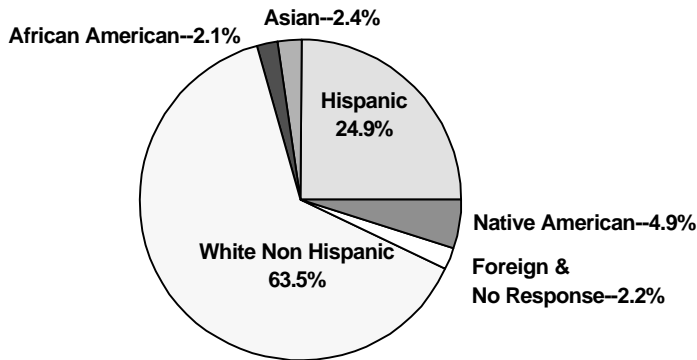
Source: Official Enrollment Reports, Office of the Registrar

# Degree Summary, 1995-96

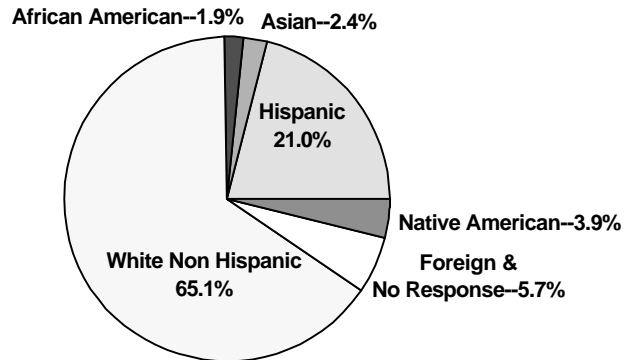
**Record High Number of Degrees 4,106--up by 0.7%**

<b>▸ Bachelors</b>	<b>2,509</b>	<b>Record Highs</b> Up 8.6% Up 7.0%
<b>▸ Masters</b>	<b>1,242</b>	
<b>▸ Doctorate</b>	<b>210</b>	
<b>▸ Professional</b>	<b>186</b>	
<b>▸ Associate/Certificate/Education Specialist</b>	<b>75</b>	

**Ethnicity--Bachelors Degree**



**Ethnicity--Total Degrees**



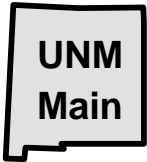
Source: Official Enrollment Reports, Office of the Registrar

# UNM Main Campus Employees - Fall 1996

## Table of Contents

Employees - Summary	15
Total Staff	16
Total Faculty	17
Faculty - Tenured and Tenure Track	18 - 19
Faculty, New Hires - Tenured and Tenure Track	20 - 21

UNM Main  
Employees



# Employees, Fall 1996

## Selected Subcategories:

	<b>Full-time</b>	<b>Part-time</b>	<b>Total</b>
<b>Faculty</b>	1,489	761	2,250
<b>Staff</b>	6,921	3,240	10,161
<b>Students</b>	0	4,993	4,993
<b>Total</b>	8,410	8,994	17,404

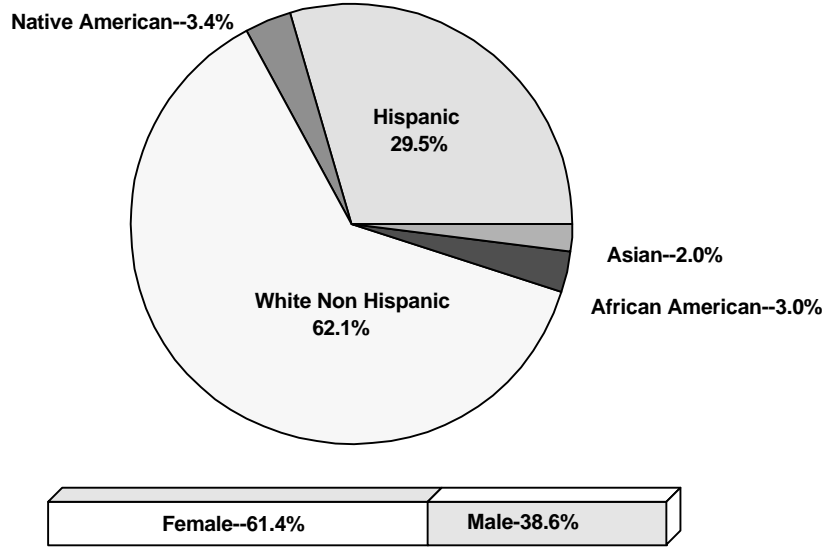
	<b>Cont. Ed.</b>	<b>Health Sci.</b>	<b>Univ Hosp</b>
<b>Faculty</b>	270	678	0
<b>Staff</b>	54	2,915	3,211
<b>Students</b>	6	853	0
<b>Total</b>	330	4,446	3,211

The figures on the following two pages do not correspond precisely to the category and overall totals above because of differences in timing and definitions. The data on this page were compiled as of October 31, 1996 using payroll files. The figures on the following pages were taken from UNM's Affirmative Action Plan as of October 1, 1996 in accordance with requirements of the EEOC. Also, the figures above include University Hospital, but the following pages do not because University Hospital prepares its own affirmative action plan.



**Total Staff, 10/1/96**


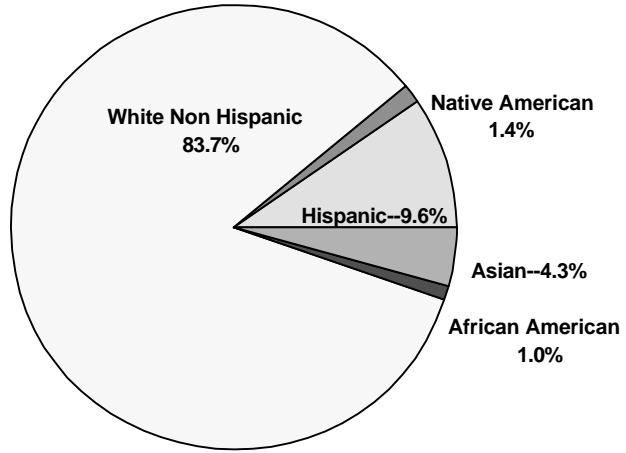
**Ethnicity**



Source: Equal Opportunity Programs Office

# Total Faculty, 10/1/96

## Ethnicity



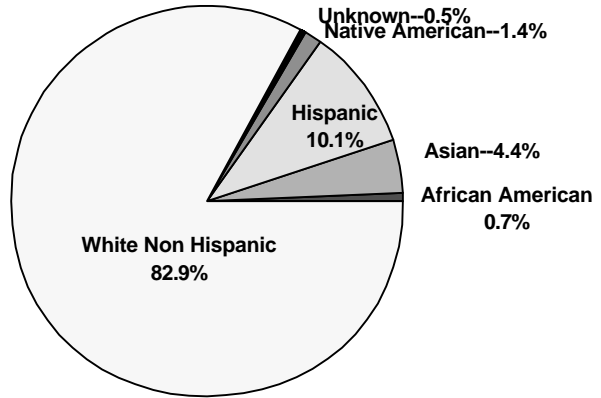
Source: Equal Opportunity Programs Office

**Faculty\*- Fall 1996**

\* Tenured and Tenure-Track

**Ethnicity**

African American	8
Asian	49
Hispanic	113
Native American	16
Unknown	6
White Non Hispanic	929
<b>Total</b>	<b>1,121</b>



Source: Office of Institutional Research

**Faculty\*- Fall 1996**

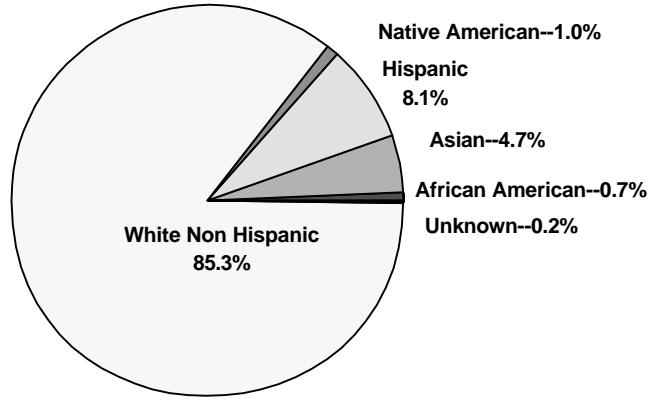
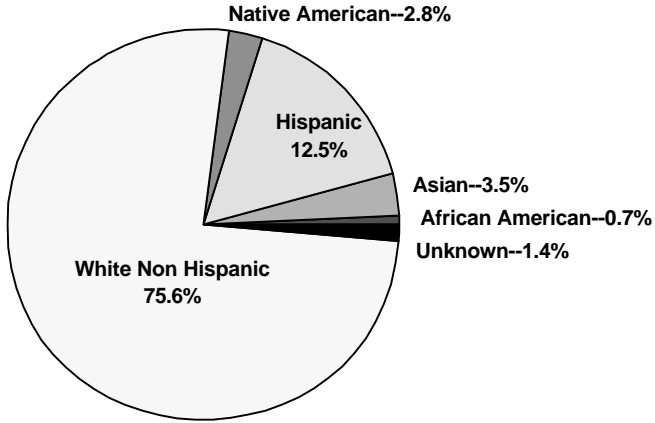
\* Tenured and Tenure-Track

**Junior Faculty (Asst. Prof.)**

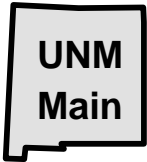
**Senior Faculty (Assoc/Full Prof.)**

**Ethnicity**

**Ethnicity**



Source: Office of Institutional Research


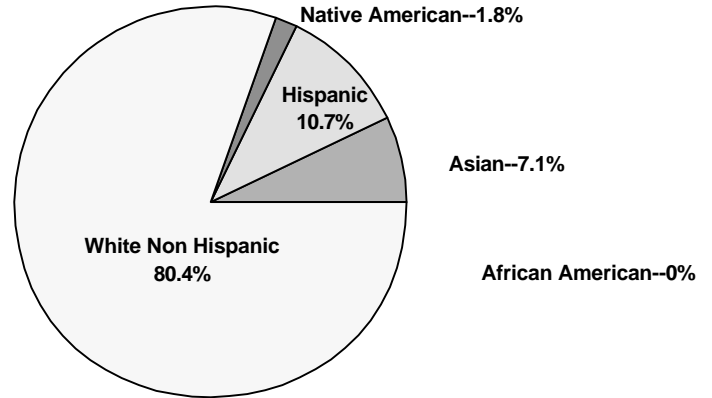


# Faculty\*- New Hires 1996

\* Tenured and tenure-track

## Total New Hires - Ethnicity

African American	0
Asian	4
Hispanic	6
Native American	1
White Non Hispanic	45
Total	56



Source: Office of Institutional Research

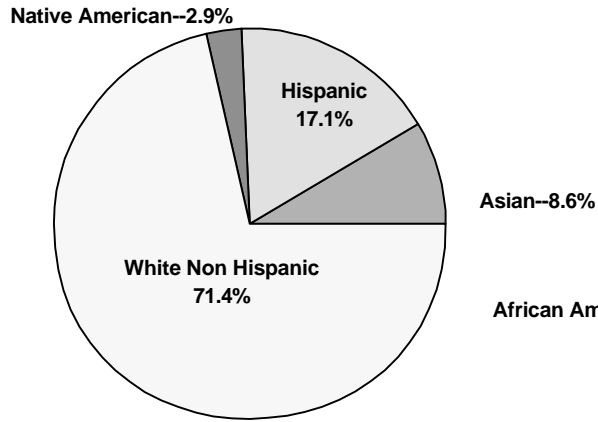


# Faculty\*- New Hires 1996

\* Tenured and Tenure-Track

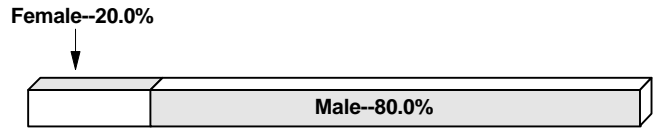

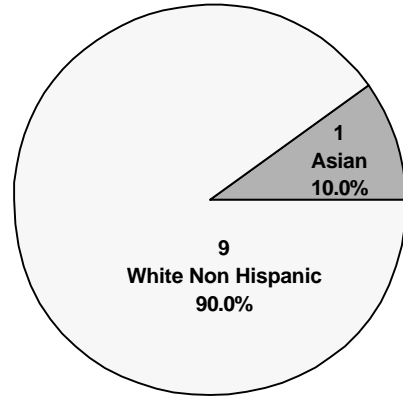
## Junior Faculty (Inst., Asst. Prof.)

### Ethnicity



## Senior Faculty (Assoc/Full Prof.)

### Ethnicity



Source: Office of Institutional Research

# UNM Main Campus Trends 1991 - 1996

## Table of Contents

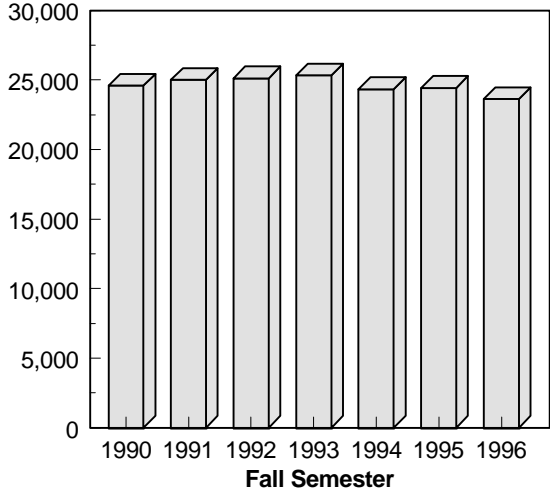
Student Headcount	22
Student Credit Hours	23
Preparation, Retention, and Graduation Rates	24
Student Ethnicity and Sex	25
Minority Student Headcount by Classification	26
Tenured and Tenure Track Faculty - Ethnicity and Sex	27
Faculty Scholarship and Library Rankings	28

UNM Main  
Trends

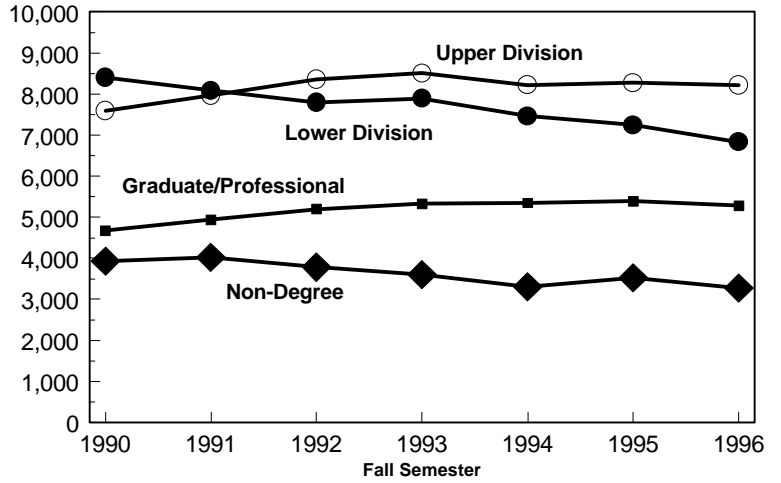


# Student Headcount - Fall 1990-96

### Total Headcount

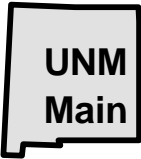


### Headcount by Classification



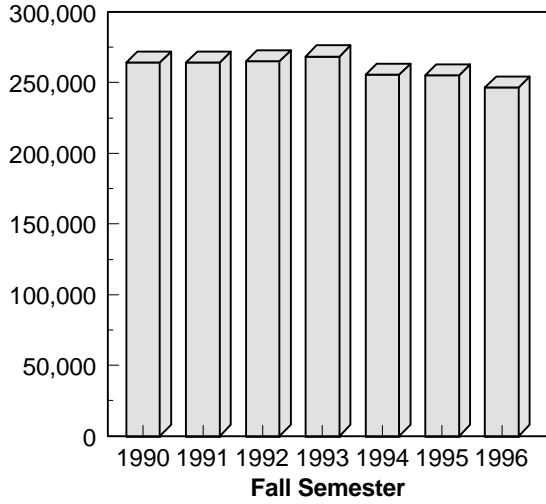
Source: Official Enrollment Reports, Office of the Registrar



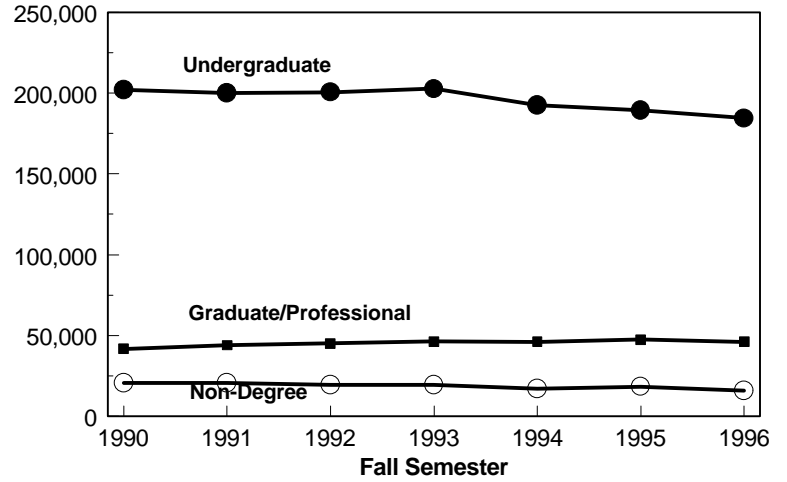


# Student Credit Hours - Fall 1990-96

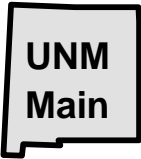
### Total Credit Hours



### Credit Hours by Classification



Source: Official Enrollment Reports, Office of the Registrar



# Preparation, Retention, & Graduation Rates

## Preparation - Entering Freshmen

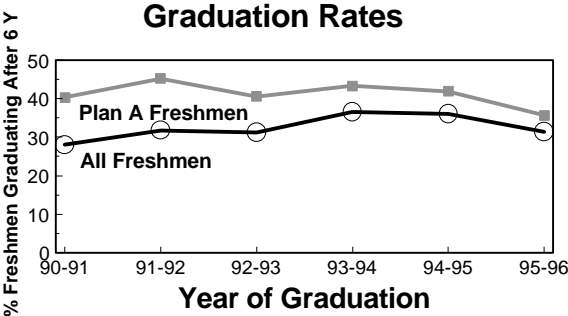
### Beginning Freshmen Retention to 2nd Fall Semester

1990	69.4%
1991	71.5%
1992	70.3%
1993	67.7%
1994	67.3%
1995	69.4%


Note: Retention is shown from one fall semester to the next fall semester. For example, of the 1,771 beginning freshmen in Fall 1995, 69.4% of these students returned in Fall 1996.

Fall	Average HS GPA	Plan A* Admissions
91	3.15	71.7%
92	3.12	75.7%
93	3.17	77.6%
94	3.19	81.1%
95	3.31	80.9%
96	3.31	86.1%

\* Plan A - College preparatory curriculum



Source: Office of Institutional Research




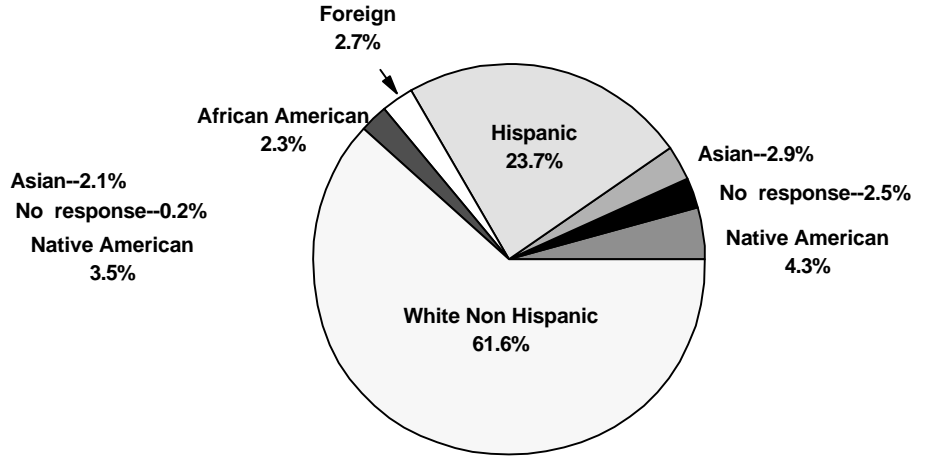
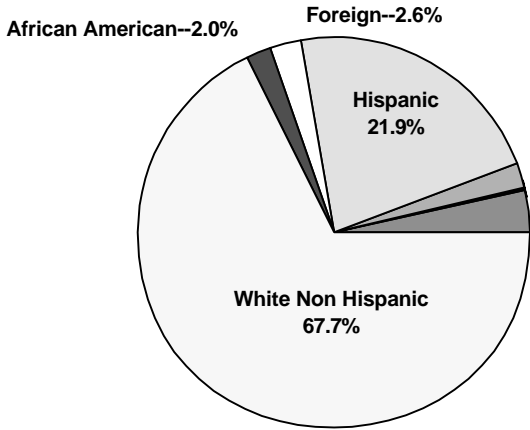
# Student Diversity by Ethnicity & Sex

Fall 1991

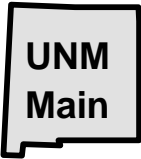
Ethnicity

Fall 1996

Ethnicity



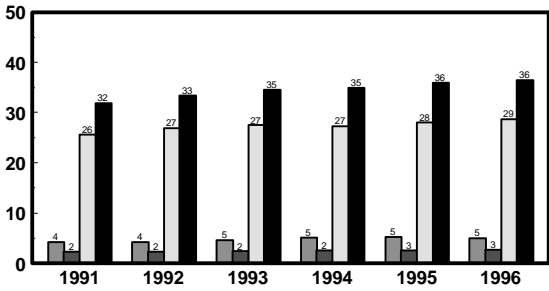
Source: Official Enrollment Reports, Office of the Registrar



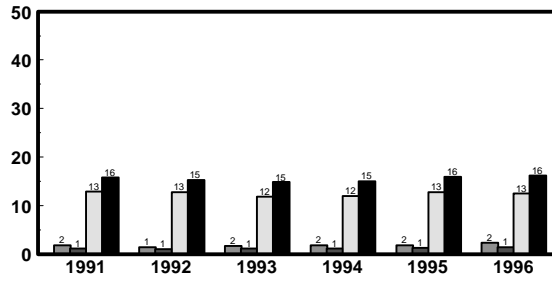
# Minority Student Headcount by Classification

Percentage of Total Students for 1991 - 96

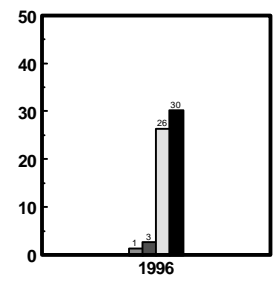
Undergraduate



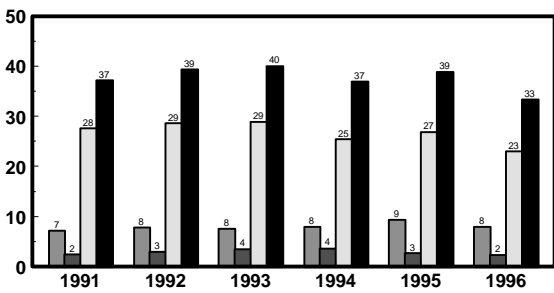
Graduate/AGSM




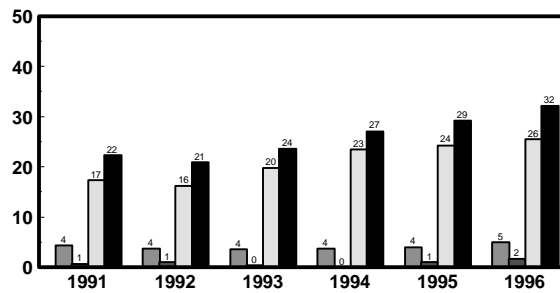
Pharm.D



Law



Medical

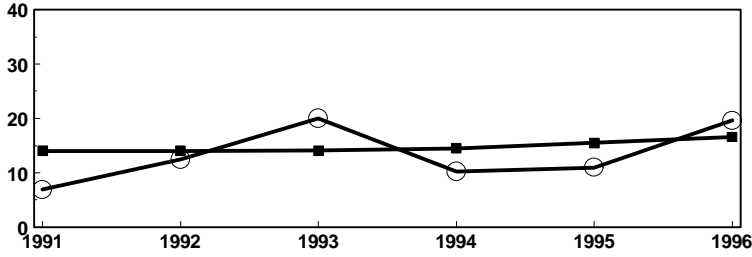


Source: Official Enrollment Reports, Office of the Registrar

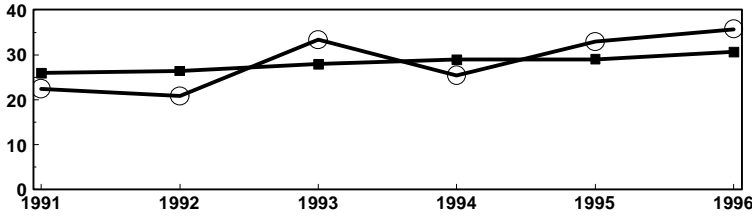
# Faculty Diversity - Tenured & Tenure Track

**1991 - 96**

**Minority\***  
% of Total Faculty    % of New Hires



**Women**  
% of Total Faculty    % of New Hires



**Minority Faculty**

	1991	1992	1993	1994	1995	1996
New Hire Asst. Prof.	4	5	7	6	6	10
New Hire Assoc. Prof	0	1	5	0	2	1
Minority Faculty	161	158	163	167	178	186

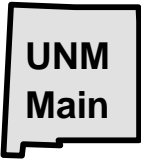
**Female Faculty**

	1991	1992	1993	1994	1995	1996
New Hire Asst. Prof.	11	9	16	13	20	18
New Hire Assoc. Prof	2	1	4	2	4	2
Female Faculty	297	298	322	332	333	343

**Total Faculty**

	1991	1992	1993	1994	1995	1996
Total New Hires	58	48	60	59	73	56
Total Faculty	1,147	1,130	1,156	1,150	1,149	1,121

\* Includes African American, Asian/Pacific Islander, Native American, and Hispanic. Statistics are as of October of each year.  
Source: Office of Institutional Research



# Faculty Scholarship; Library Rankings

## Scholarship

	# of Faculty with Research Grants	# of Grants	Average Amount Of Grant	Fulbright Scholars
90-91		1,056	\$67,459	6
91-92		1,249	\$69,611	3
92-93	608	1,517	\$75,514	5
93-94	618	1,845	\$90,292	8
94-95	631	1,484	\$124,228	6
95-96	583	1,426	\$115,234	4

## ARL Library Rankings (Association of Research Libraries)

Year	UNM Ranking	Total Ranked
1990	61	107
1991	60	107
1992	53	108
1993	61	108
1994	53	108
1995	52	108

Sources: Office of Research Services, General Library - Dean's Office

# Financial Information

## Table of Contents

Current Fund Revenues & Expenditures, 1990-91 to 1995-96	29
Undergraduate Tuition and Fees, 1991-92 to 1996-97	30
Financial Aid - 1995-96	31
Faculty Salaries - 1990-91 to 1995-96	32
Contract and Grant Awards by Source and Unit, 1995-96	33
Contract and Grant Expenditures - 1987 to 1996	34

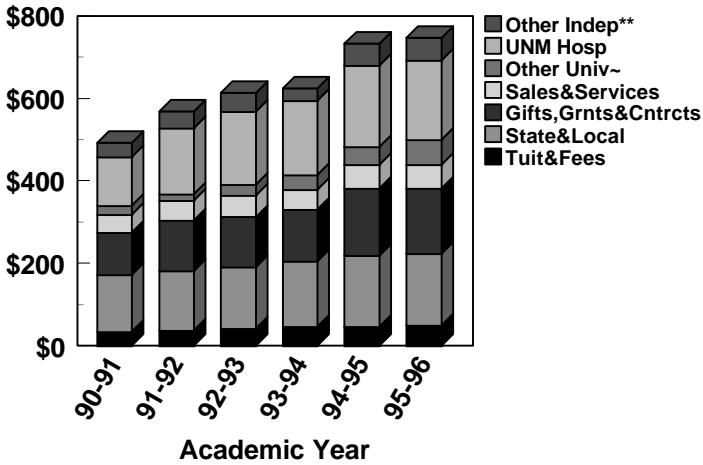
**Financial  
Information**

**Current Fund Revenues & Expenditures**

**1990-91 to 1995-96**

**Current Fund Sources of Revenue\***

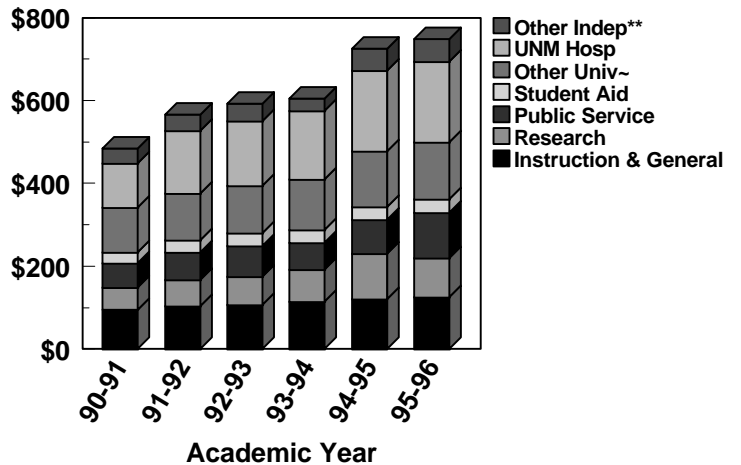
Millions of Dollars



\* Excludes Component Units and Plant Funds  
 \*\* Includes Mental Health Cntr, Children's Psychiatric Hosp., Carrie Tingley  
 ~ Includes Land & Permanent Fund, Interest, Indirect Costs Recovered

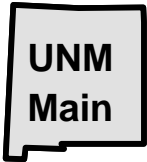
**Current Fund Expenditures\***

Millions of Dollars



\* Excludes Component Units and Plant Funds  
 \*\* Includes Mental Health Cntr, Children's Psychiatric Hosp., Carrie Tingley  
 ~ Includes Internal Service, Auxiliaries, Athletics, Student Social & Cultural

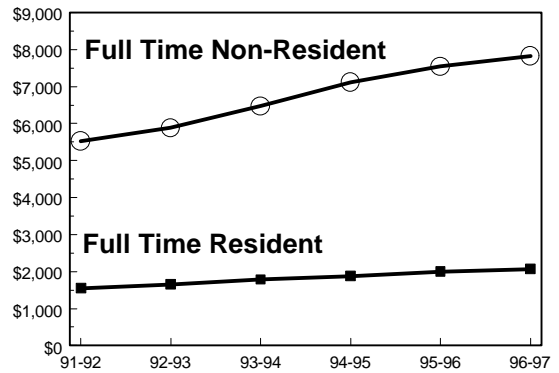




# Undergraduate Tuition & Fees\* 1991 - 1996

\* Main Campus only, Academic Year Rate

	Resident	Non-Resident
<b>1991-92</b>	\$1,554	\$5,520
<b>1992-93</b>	\$1,656	\$5,880
<b>1993-95</b>	\$1,788	\$6,468
<b>1994-95</b>	\$1,884	\$7,115
<b>1995-96</b>	\$1,997	\$7,542
<b>1996-97</b>	\$2,071	\$7,822



Source: Budget Office


# Financial Aid, 1995 - 96

Financial aid for 1995-96 was \$92,993,990. 86.1% of undergraduates and 13.1% of graduate/professional students were financial aid recipients.

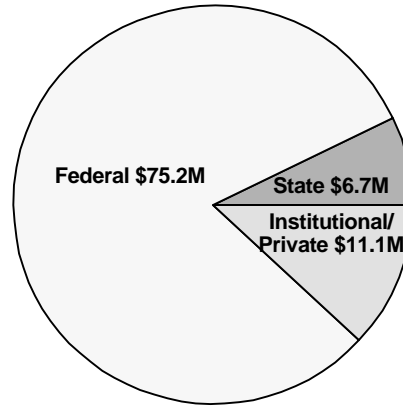
**Selected Scholarships**

	Amt. of 95-96 Award	# of Scholarships	1995 Entering ACT	1995 Entering GPA
Regents	\$6,540	52	29	4.23
Presidential	\$2,596	451	24	3.90
UNM Scholars	\$1,997	736	24	3.75
NM Scholars	\$2,596	213	27	3.80
Zia Activity	\$500	331	21	3.20
Amigo	\$3,900	222	26	3.60

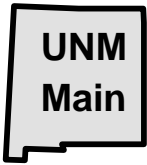
**Type of Aid**



**Source of Funds**



Source: Financial Aid

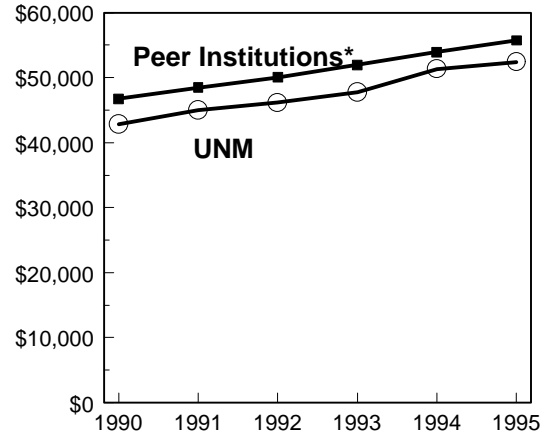


# Faculty Salaries\*, 1990-91 to 1995-96

\* Main Campus only

	Fall 1990		Fall 1995	
	Average Salary	% of Peers	Average Salary	% of Peers
<b>Full Professors</b>	\$51,900	90.0%	\$63,700	92.9%
<b>Asso. Professors</b>	\$38,100	90.3%	\$47,600	96.1%
<b>Asst. Professors</b>	\$35,200	97.1%	\$39,900	93.9%
<b>All Ranks</b>	\$42,824	91.6%	\$52,413	94.0%

## Average Faculty Salaries



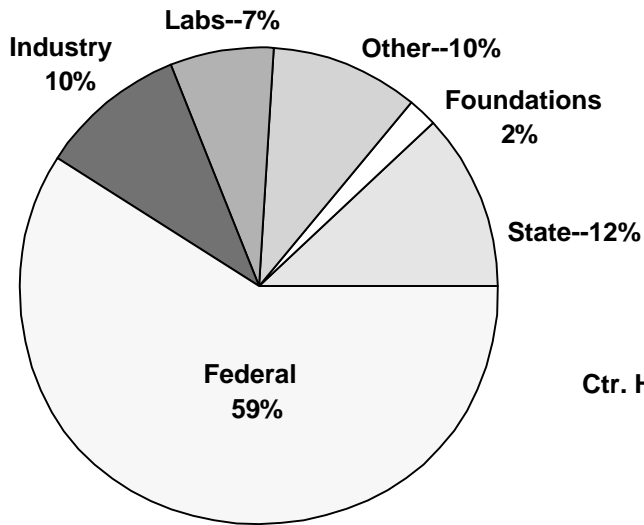
\* See page 59 for list of peer institutions

Source: Office of Institutional Research

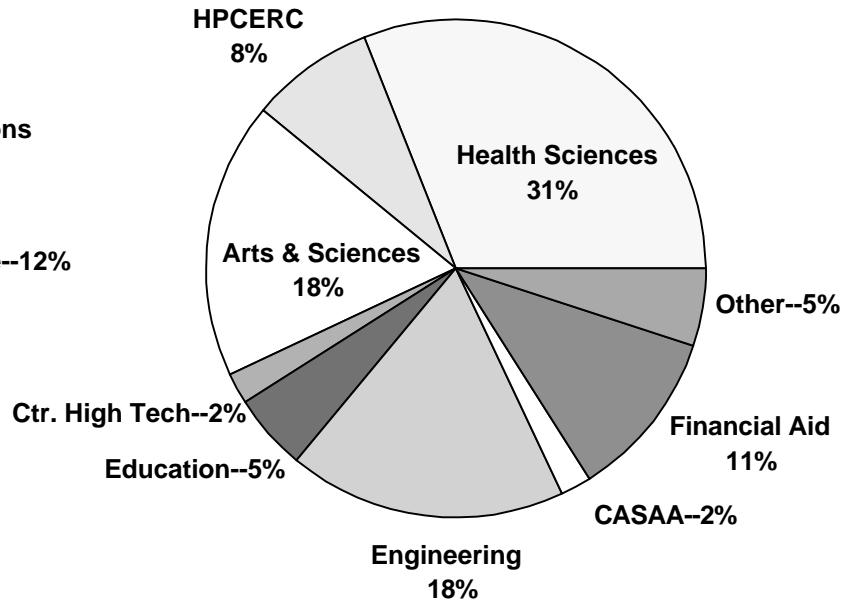


# Contract & Grant Awards, 1995-96

Source of Funds



Unit



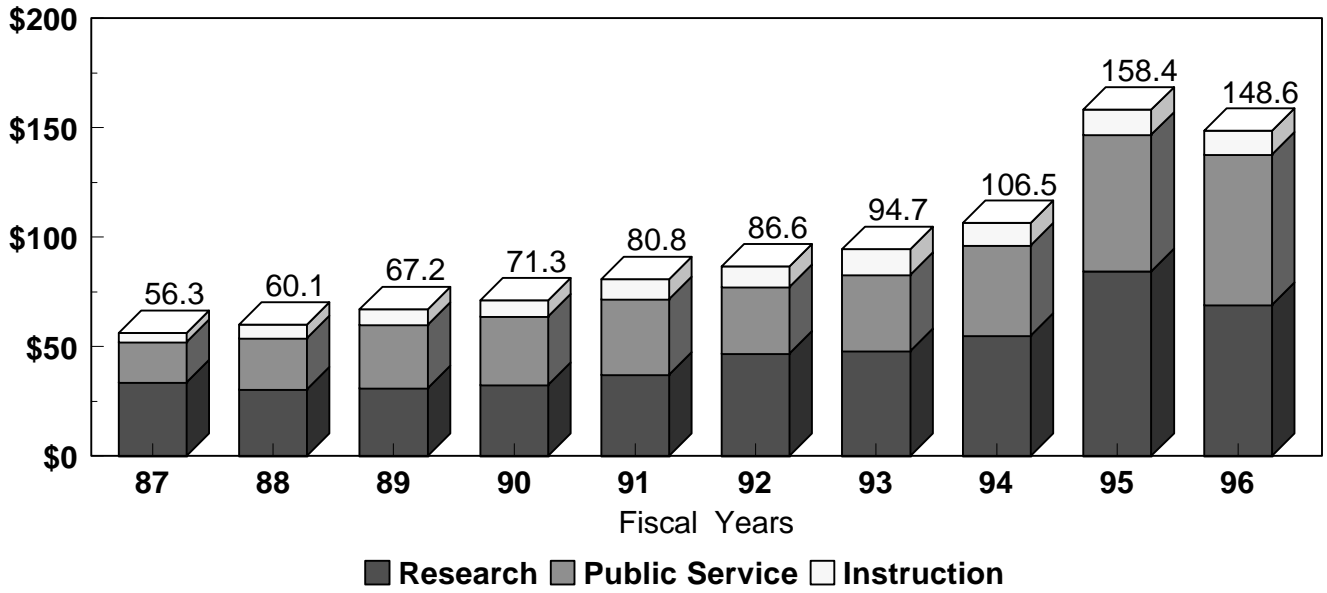
Source: Office of Research Services



# Contract & Grant Expenditures\* - 1986 to 1996

\*Direct Costs Only

Millions of Dollars



Source: Office of Research Services

# Branches & Education Centers, Fall 1996

## Table of Contents

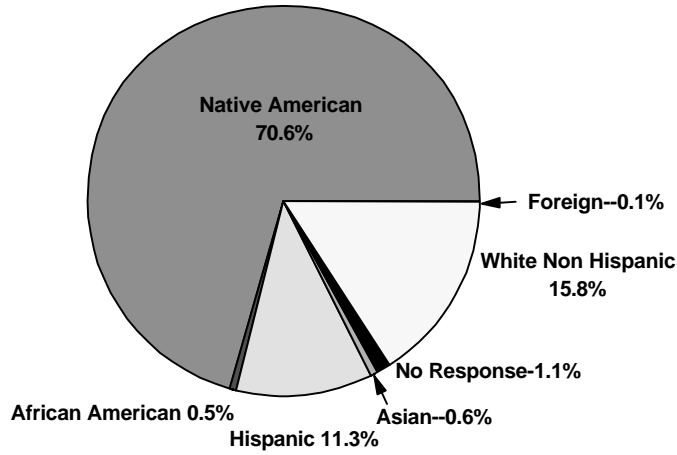
Gallup Branch	35 - 37
Los Alamos Branch	38 - 40
Valencia Branch	41 - 43
Taos Education Center	44 - 46
Graduate Centers - Los Alamos and Santa Fe	47 - 49

**Branches &  
Ed. Centers**

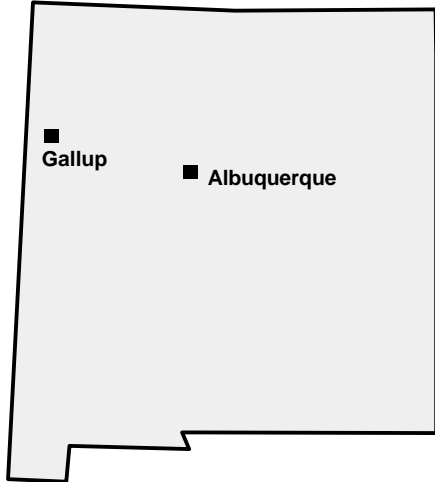


# Gallup Branch - Students, Fall 1996

## Ethnicity



Headcount	3,079
FTE	1,649



Source: Official Enrollment Reports, Office of the Registrar

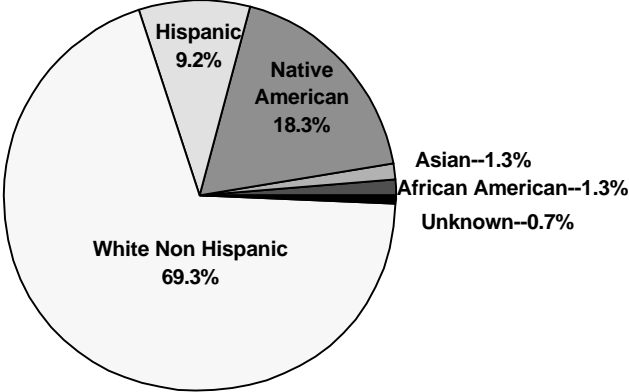


# Gallup Branch - Faculty, Fall 1996

Full Professor	1
Associate Professor	5
Assistant Professor	9
Instructor	3
Total tenure/t-track	18
Non Tenure Track	47
Temporary	88
Total	153

Female--47.1%	Male--52.9%
---------------	-------------

Ethnicity



Source: Office of Institutional Research

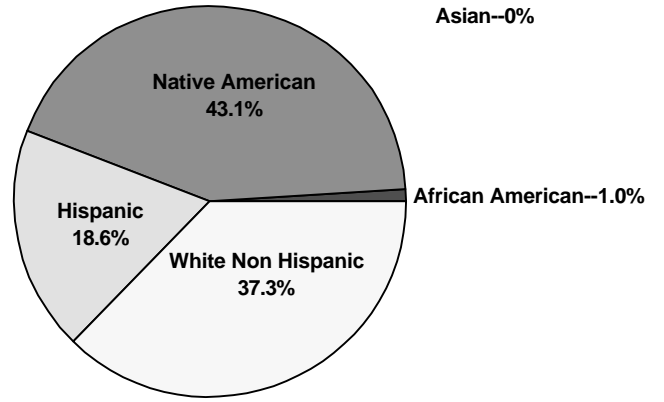




# Gallup Branch - Staff, Fall 1996

	Regular	Temporary	Total
Full-time	89	2	91
Part-time	8	3	11
Total	97	5	102

## Ethnicity



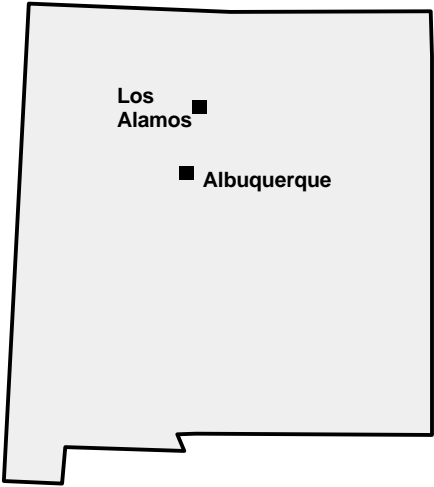
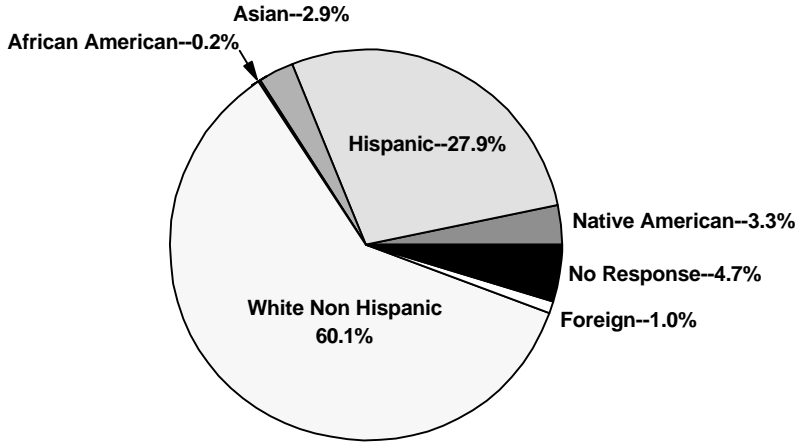
Source: Office of Institutional Research



# Los Alamos Branch - Students, Fall 1996

Headcount	1,002
FTE	363

**Ethnicity**

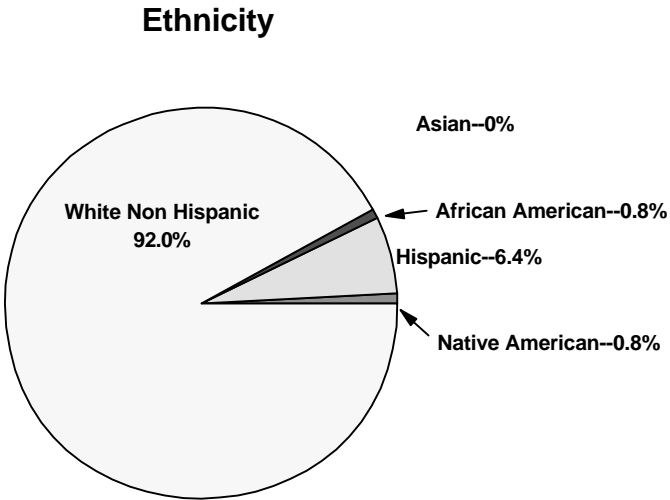



Source: Official Enrollment Reports, Office of the Registrar



# Los Alamos Branch - Faculty, Fall 1996

Full Professor	0
Associate Professor	0
Assistant Professor	0
Instructor	0
Total tenure/t-track	0
Non Tenure Track	7
Temporary	118
Total	125


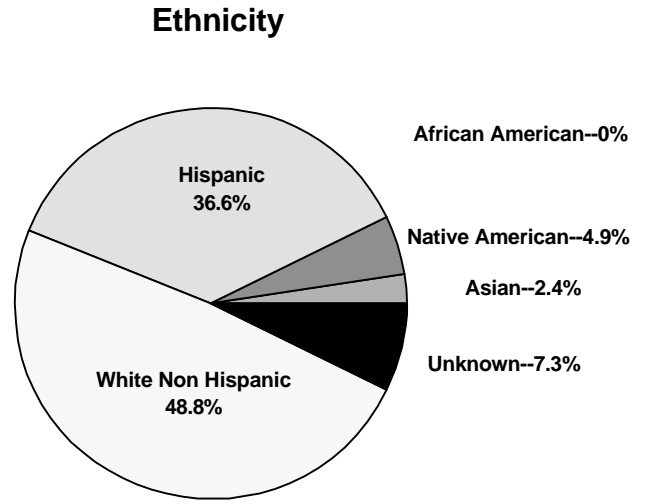


Source: Office of Institutional Research



# Los Alamos Branch - Staff, Fall 1996

	Regular	Temporary	Total
Full-time	23	0	23
Part-time	5	13	18
Total	28	13	41



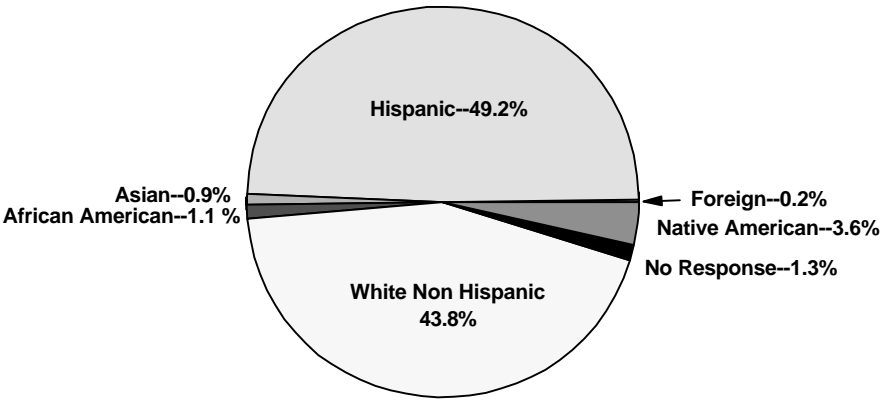
Source: Office of Institutional Research



# Valencia Branch - Students, Fall 1996

Headcount	1,491
FTE	855

Ethnicity


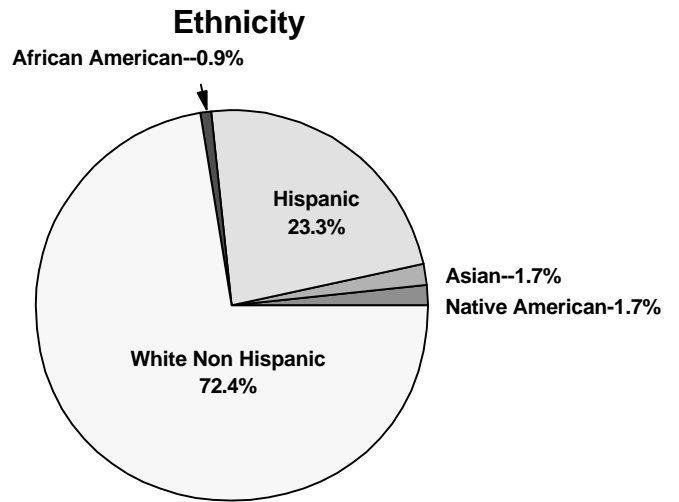


Source: Official Enrollment Reports, Office of the Registrar



# Valencia Branch - Faculty, Fall 1996

Full Professor	1
Associate Professor	7
Assistant Professor	3
Instructor	0
Total tenure/t-track	11
Non Tenure Track	11
Temporary	94
Total	116




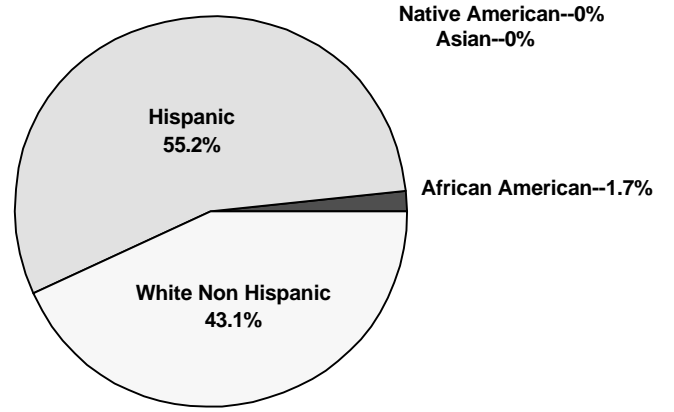
Source: Office of Institutional Research



# Valencia Branch - Staff, Fall 1996

## Ethnicity

	Regular	Temporary	Total
Full-time	48	1	49
Part-time	4	5	9
Total	52	6	58

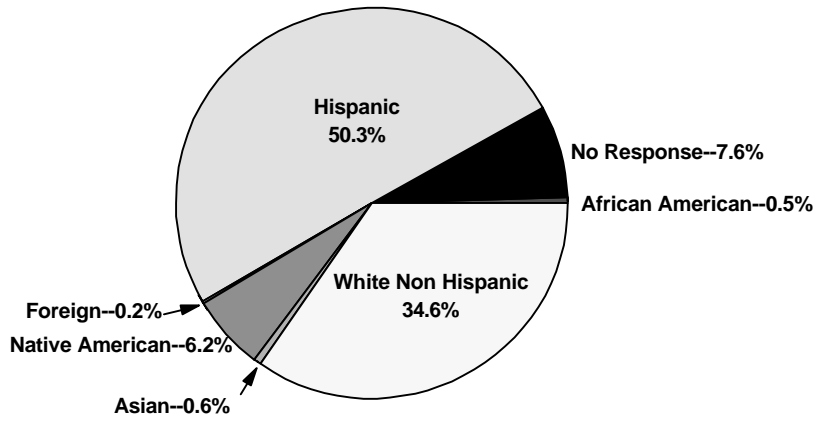


Source: Office of Institutional Research

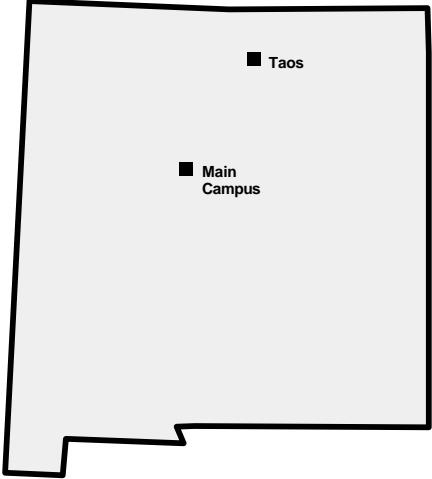


# Taos Education Center - Students, Fall 1996

## Ethnicity



Headcount	967
FTE	372



Source: Official Enrollment Reports, Office of the Registrar

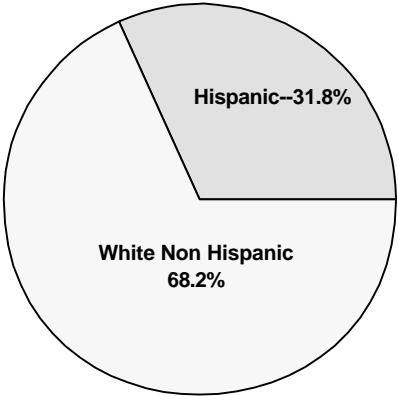




# Taos Education Center - Faculty, Fall 1996

Full Professor	0
Associate Professor	0
Assistant Professor	0
Instructor	0
Total tenure/t-track	0
Non Tenure Track	0
Temporary	66
Total	66

**Ethnicity**



African American--0%  
Asian--0%  
Native American--0%



Source: Office of Institutional Research

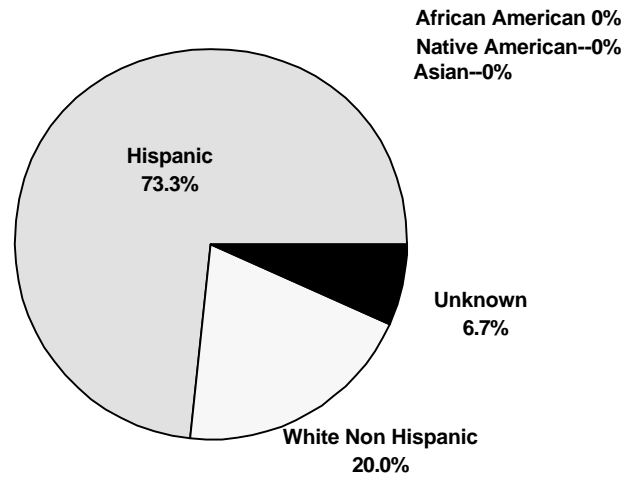


# Taos Education Center - Staff, Fall 1996


	Regular	Temporary	Total
Full-time	11	0	11
Part-time	2	2	4
Total	13	2	15



### Ethnicity



Source: Office of Institutional Research



# Graduate Centers - Students, Fall 1996

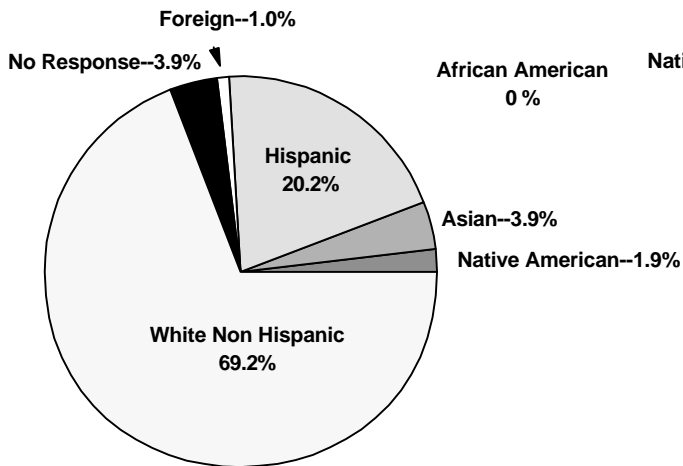
## Los Alamos Graduate Center

Headcount	104
FTE	24

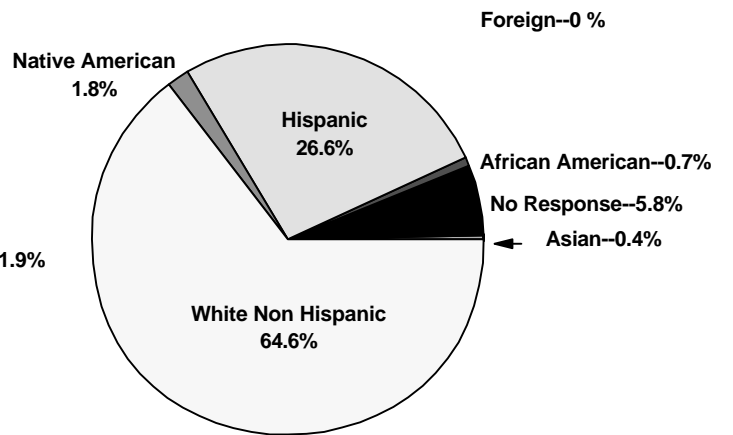
## Santa Fe Graduate Center

Headcount	274
FTE	108

Ethnicity



Ethnicity


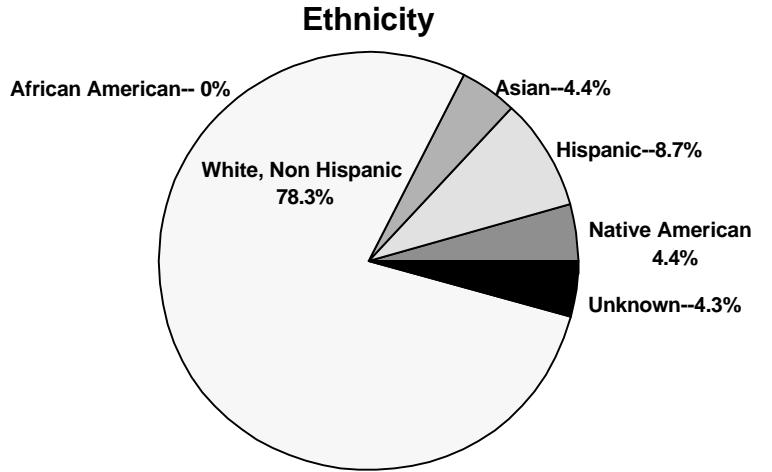


Source: Office of Institutional Research



# Graduate Centers - Faculty, Fall 1996

Full Professor	0
Associate Professor	1
Assistant Professor	0
Instructor	0
Total tenure/t-track	1
Non Tenure	0
Temporary	22
Total	23


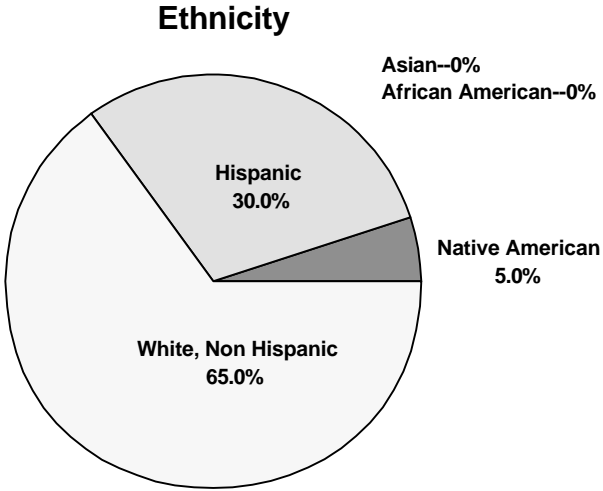


Source: Office of Institutional Research



# Graduate Centers - Staff, Fall 1996

	Regular	Temporary	Total
Full-time	9	0	9
Part-time	5	6	11
Total	14	6	20



Source: Office of Institutional Research

# Organization Charts

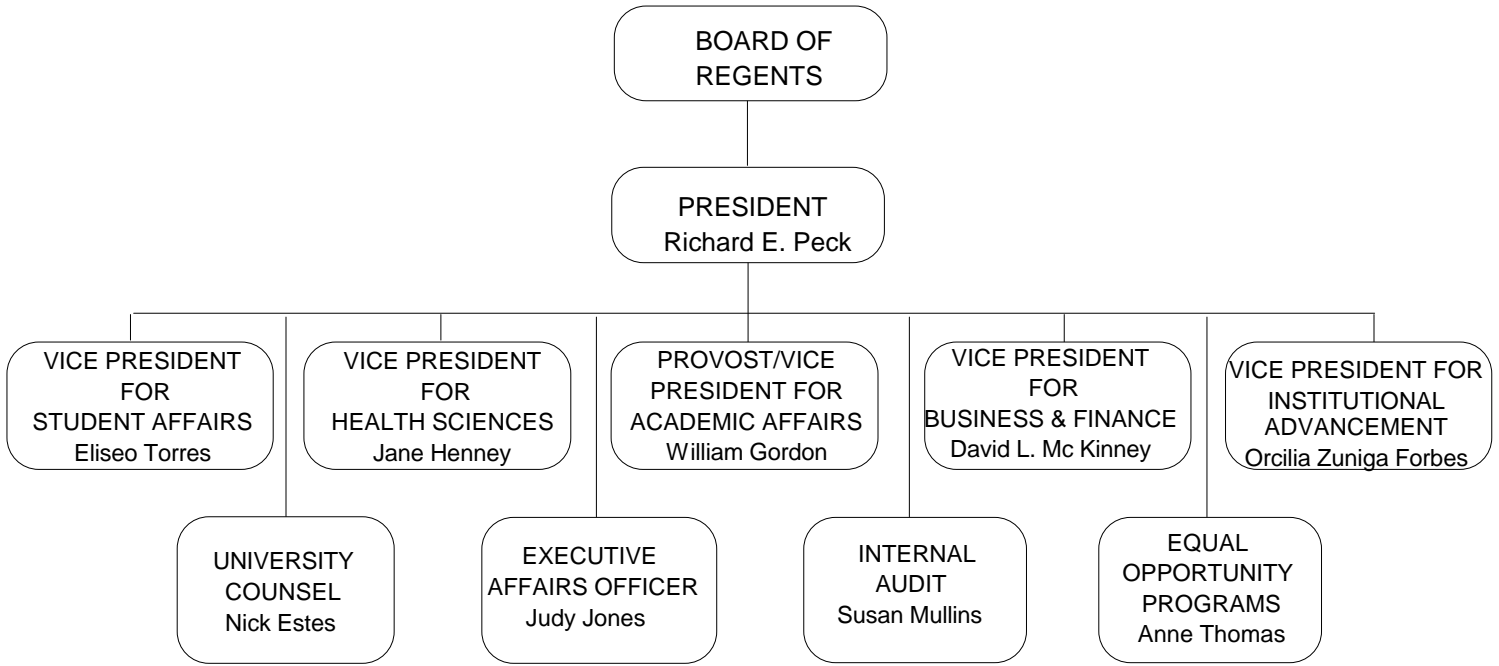
## Table of Contents

The University of New Mexico	50
Academic Affairs	51
Student Affairs	52
Business and Finance	53
Health Sciences	54
Institutional Advancement	55





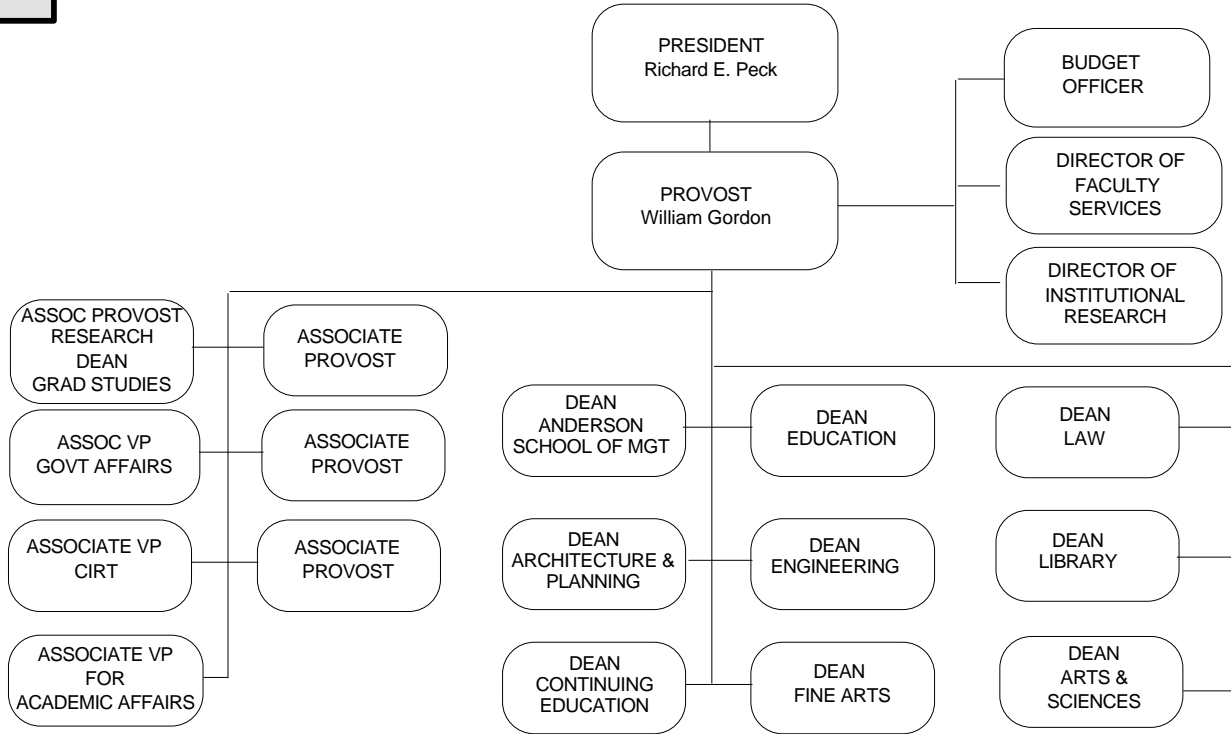
# The University of New Mexico



Source: President's Office



# Academic Affairs

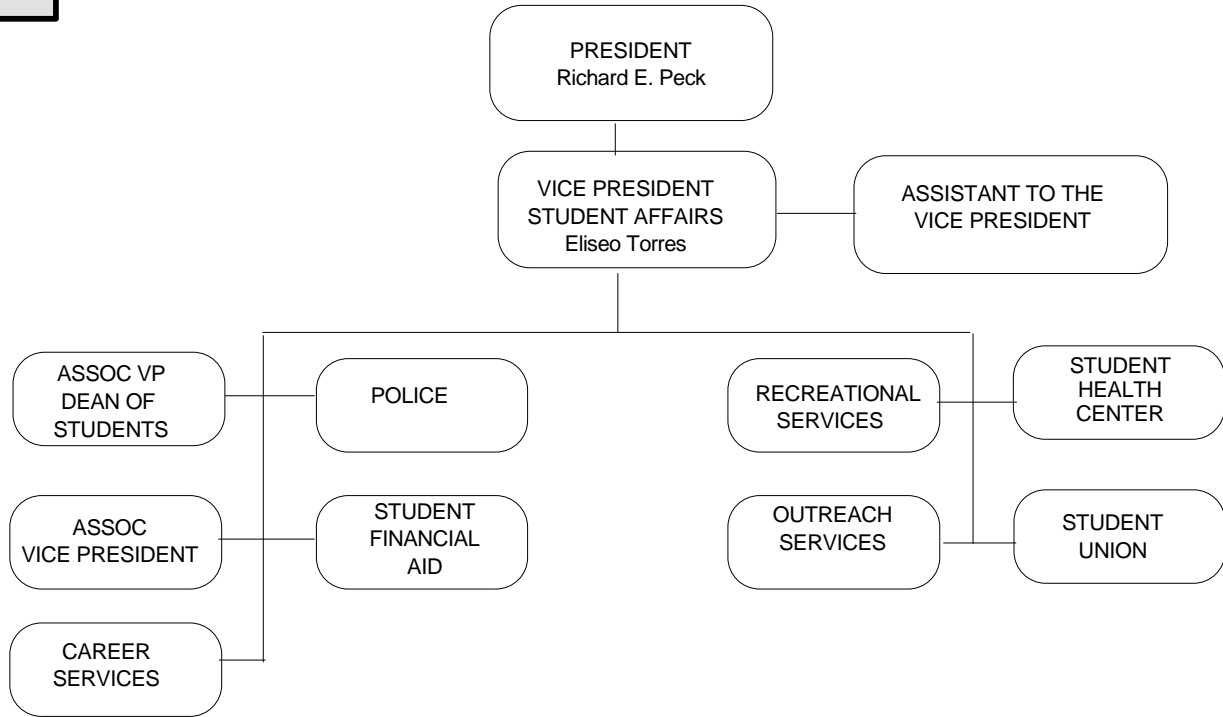


Source: President's Office





# Student Affairs



Source: President's Office

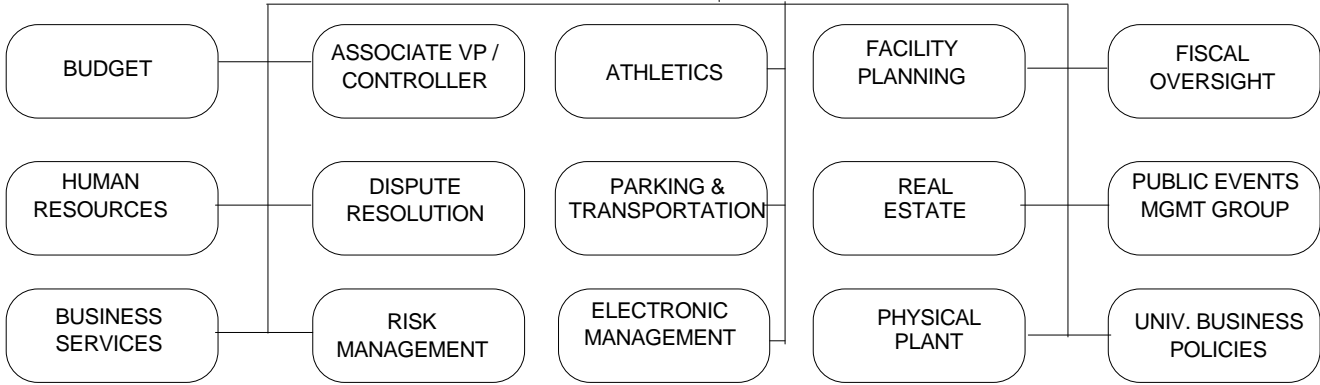


# Business & Finance

PRESIDENT  
Richard E. Peck

VICE PRESIDENT  
BUSINESS & FINANCE  
David L. Mc Kinney

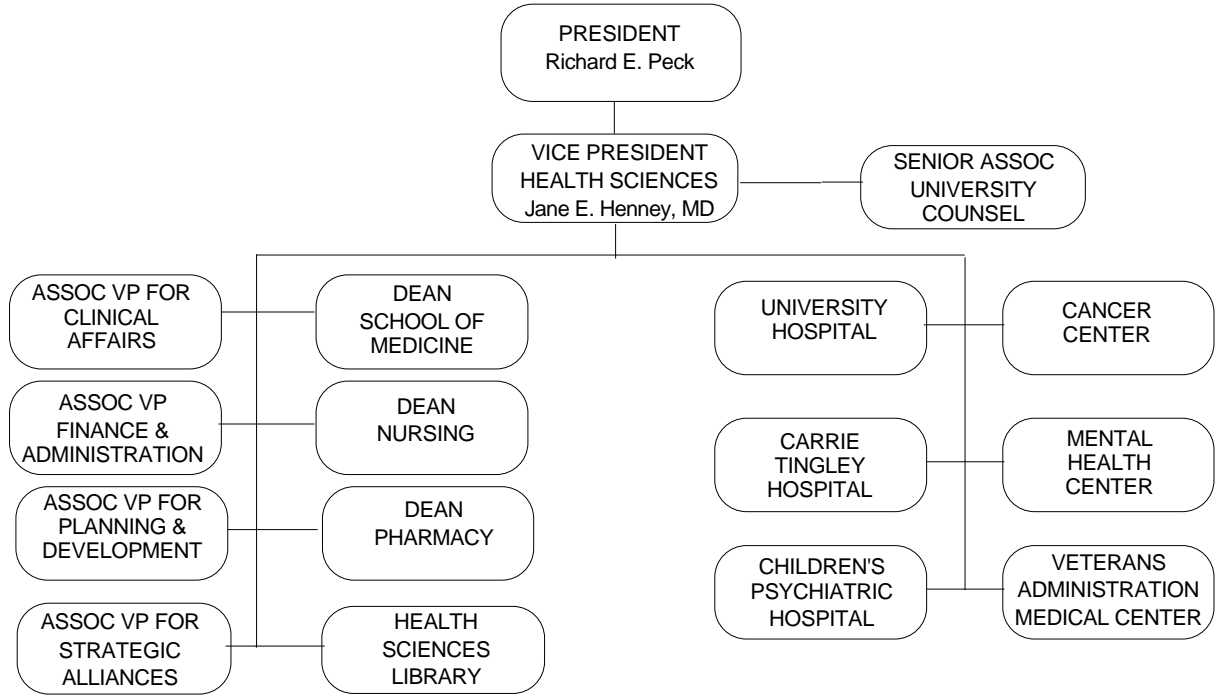
ASSOC VP for  
FINANCE & ADMIN  
Health Sciences Center



Source: President's Office



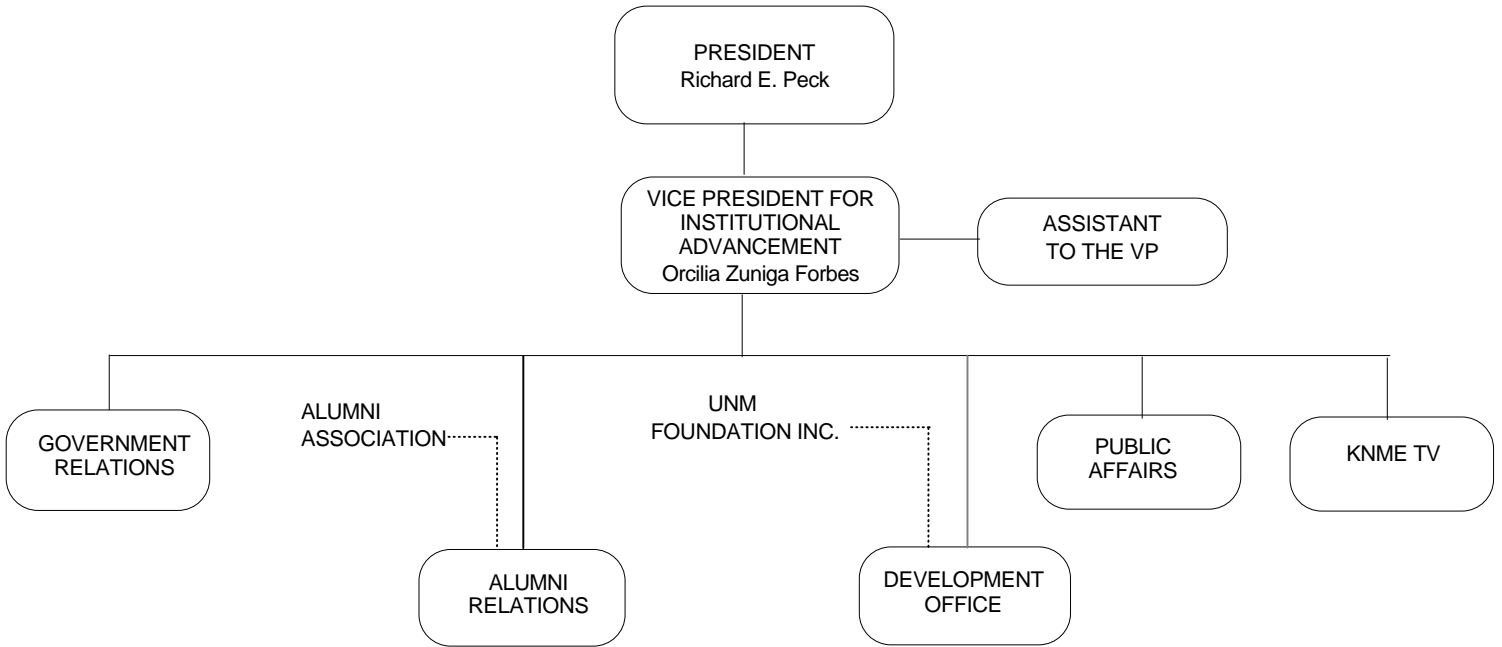
# Health Sciences



Source: President's Office



# Institutional Advancement

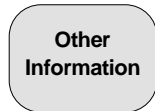


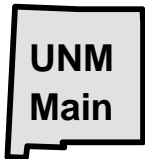
Source: President's Office

# Other Information

## Table of Contents

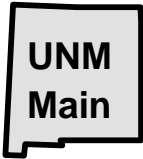
UNM Colleges and Schools	56
Baccalaureate Degrees and Majors	57
Graduate Degrees	58
Peer Institutions (per CHE)	59





## Colleges and Schools

**Architecture and Planning**  
**Arts and Sciences**  
**Continuing Education & Community Services**  
**Education**  
**Engineering**  
**Fine Arts**  
**Law**  
**Medicine**  
**Nursing**  
**Pharmacy**  
**Public Administration**  
**Robert O. Anderson Schools of Management**  
**University Studies (Office of Undergraduate Studies)**



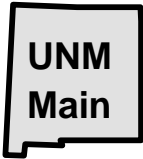
# Baccalaureate Degrees & Majors

Accounting  
American Studies  
Anthropology  
Architecture  
Art Education  
Art History  
Art Studio  
Asian Studies  
Astrophysics  
Athletic Training  
Bilingual/TESOL Education  
Biochemistry  
Biology  
Business Computer Systems  
Chemical Engineering  
Chemistry  
Child Development & Family Relations  
Civil Engineering  
Classical Studies  
Communication  
Communicative Disorders  
Comparative Literature & Cultural Studies  
Computer Engineering  
Computer Science  
Conservation Biology

Construction Engineering  
Construction Management  
Creative Writing  
Criminology  
Dance  
Dental Hygiene  
Earth & Planetary Sciences  
Earth Science Education  
Economics  
Economics-Philosophy  
Electrical Engineering  
Elementary Education  
English  
English-Philosophy  
Entrepreneurial Studies  
Environmental Design  
European Studies  
Exercise Technology  
Family Studies  
Financial Management  
French  
General Management  
Geography  
German  
Health Education

History  
Interdisciplinary Studies  
International Management  
Journalism & Mass Communication  
Latin American Studies  
Liberal Arts Concentration  
Life Science Education  
Linguistics  
Management  
Manufacturing Engineering & Robotics  
Marketing Management  
Mathematics  
Mathematics Education  
Mechanical Engineering  
Medical Laboratory Sciences  
Music  
Music Education  
Nuclear Engineering  
Nursing  
Nutrition & Dietetics  
Occupational Therapy  
Organizational Behavior/Human Resources  
Parks & Recreation  
Pharmacy  
Philosophy

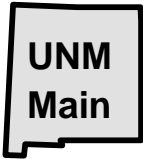
Physical Science Education  
Physical Therapy  
Physics  
Political Science  
Portuguese  
Pre-Graduate  
Pre-Law (English)  
Production & Operations Management  
Professional Physical Education  
Professional Writing  
Psychology  
Religious Studies  
Russian Studies  
Sign Language Interpretation  
Social Studies Education  
Sociology  
Southwest Studies  
Spanish  
Special Education  
Theatre  
Training & Learning Technologies  
Travel & Tourism Management  
University Studies



## Graduate Degrees & Majors

American Studies	Education (cont)	Management
Anthropology	Nutrition	Mathematics
Architecture	Physical Education	Medicine, Doctor of
Art History	Recreation	Music
Biology	Secondary	Nursing
Biomedical Sciences	Special	Optical Science
Business Administrative Sciences	Training & Learning Technologies	Pharmaceutical Sciences
Chemistry	Engineering	Hospital Pharmacy
Communication	Chemical	Pharmacy Administration
Communicative Disorders	Civil	Radiopharmacy
Community & Regional Planning	Computer Science	Toxicology
Comparative Literature	Electrical & Computer	PharmD.
Economics	Manufacturing	Philosophy
Earth & Planetary Sciences	Mechanical	Physics
Education	Nuclear	Political Science
Administration	English	Portuguese
Adult	French	Psychology
Art	Geography	Public Administration
Counseling	German Studies	Public Health
Elementary	History	Romance Languages
Educational Foundations	Juris Doctor	Sociology
Family Studies	Latin American Studies	Spanish
Health	Linguistics	Theatre & Dance
		Water Resources Administration





## UNM's Peer Institutions

**University of Arizona**  
**University of Arkansas, Fayetteville**  
**University of Colorado, Boulder**  
**University of Iowa**  
**University of Kansas - Main**  
**University of Kentucky**  
**University of Missouri, Columbia**  
**University of Nebraska, Lincoln**

**University of Oklahoma, Norman**  
**University of Oregon**  
**University of South Carolina, Columbia**  
**University of Tennessee, Knoxville**  
**University of Texas, Austin**  
**University of Utah**  
**University of Virginia - Main**  
**University of Washington**